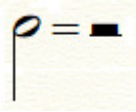


Let's Read Music: Cello


III. 1/2 Notes/Rests and E

Of course two quarters make a half, so two quarter notes make a half note.

Goal: recognize half notes and half rests, and read the pitch of E on the bass clef.

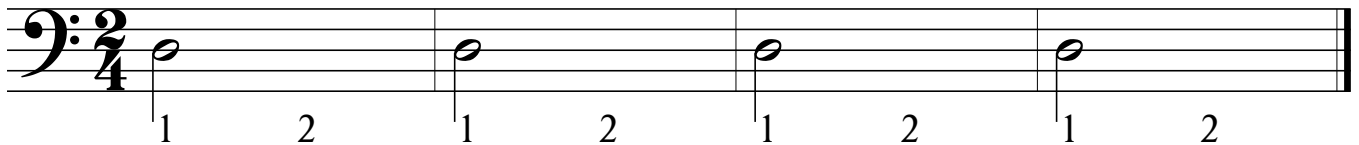


This is a half note. Compared to the quarter note, you will notice that the only difference is that the circle of the half note is empty. Half notes are the result of dividing a whole note into two equal notes. Also shown is the Half Rest, which shows when music is not to be played.




Our new pitch for this lesson sheet is E, which is shown on the second space down from the top of the bass clef. Also shown is a half-rest, which sits just above the middle line of the measure.

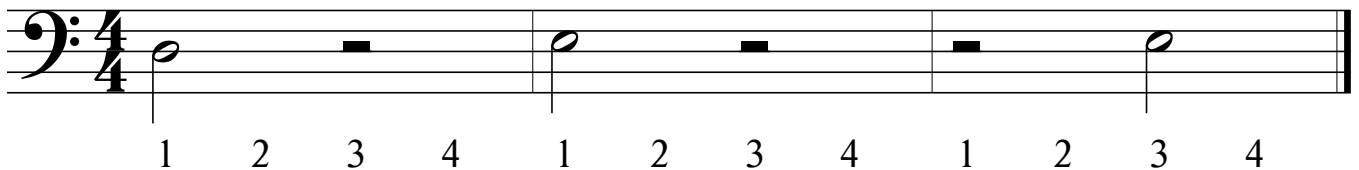
Exercise 3.1 - While counting in two, pluck the notes on the Two-Four measures below.



Exercise 3.2 - While counting in three, pluck the notes on the Three-Four measures below.




Exercise 3.3 - While counting in four, pluck the notes on the Four-Four measures below. This exercise also has half rests on the measures. Be sure to not pluck the string on the beats with these rests.




Coursework


Coursework 3.1 - For the following time signatures, draw the correct number of Half Notes, on E, for each measure.



Coursework 3.2 - For the following time signatures, draw the correct number of Half Rests for each measure.



Coursework 3.3 - For the following time signatures, draw the notes and rest as directed for each measure.



One Quarter Note on E and
One Half Note on D.

One Half Note on E.

One Quarter Note on D
One Quarter Note on E, and
One Half Note on D.

Creativity Exercise: Fill out the following four measures with your own assortment of quarter notes, quarter rest, half notes, and half rest. Use either D or E for your pitches. Each note and rest must be used at least once. To be performed for teacher at next lesson.

